













2019-20 Year 2 and 6 Assessment Outcomes

Key Stage 1

CONTEXT

		Woodchurch CofE Primary School (3304)	
Item	Value	Cov.	
Cohort	28	-	
Gender (Boys)	42.9%		100.0%
SEN Support	17.9%		100.0%
EHCP/Statement	0.0%		100.0%
Ethnicity (BME)	3.6%		100.0%
Language (EAL)	0.0%		100.0%
Disadvantaged	46.4%		100.0%

ASSESSMENTS

		Woodchurch CofE Primary School (3304)	
Subject	Level	Value	
Reading	≥EXS	71.4%	
	GDS	7.1%	
Writing	≥EXS	53.6%	
	GDS	7.1%	
Maths	≥EXS	78.6%	
	GDS	14.3%	

ATTAINMENT & ASSESSMENTS

			Woodchurch CofE Primary School (3304)	
Subject	Level	Value		
Reading (test), Writing (TA) & Maths (test)	≥EXS/Exp.Std.	40.0%		
	GDS/High Score	3.3%		
Reading	≥Exp.Std.	56.7%		
	High Score	13.3%		
Writing (TA)	≥EXS	63.3%		
	GDS	6.7%		
Maths (test)	≥Exp.Std.	63.3%		
	High Score	10.0%		

PROGRESS

			Woodchurch CofE Primary School (3304)	
Subject	Level	Value		
Reading	Avg. Prog. Score	-2.3		
	Conf. Int.	±2.2	-4.50 to -0.10	
Writing	Avg. Prog. Score	-2.9		
	Conf. Int.	±2.1	-5.00 to -0.80	
Maths	Avg. Prog. Score	-2.8		
	Conf. Int.	±2.0	-4.80 to -0.80	

Average Score

Year 6 Pupils' Average Score in the Reading test

Reading Avg. SS	28	100.5	98.8	97.8	103.8	101.5
			-	-1.0pts	+6.0pts	-2.3pts

Year 6 Pupils' Average Score in the Maths test

Maths Avg. SS	28	101.0	101.0	99.7	101.6	101.8
			-	-1.3pts	+1.9pts	+0.2pts